


NON RESIDENTIAL INSTITUTION D1

21-25 Beehive Place, Brixton, London, SW9 7QR



 RENT £90,000 PA / £31 PSF

 SIZE 2884 Sq Ft / 267.9 SQM

 FLOOR(S)

 AVAILABLE Immediately



CONTACT

Elliot Goodman

020 7843 3793

07773 038 190

elliott.g@pearl-coutts.co.uk









21-25 Beehive Place, Brixton, London, SW9 7QR

THE SPACE

LOCATION

NEARBY

-  18 Gyms
-  20+ Restaurants
-  20+ Bars / Pubs
-  13 ATMs
-  9 Accountants
-  10 Banks
-  20+ Cafes
-  4 Meal Deliveries
-  20+ Parking Places
-  1 Post Office

 **Bus Routes**
2, 3, 45, 59, 109, 118, 159, 196, 322, 415, p4, p5

 **Brixton**
Southeastern  **Brixton**
Victoria

 **Loughborough Junction**
Southeastern Thameslink

USE

LEASE

Outside the Landlord & Tenant Act 1954.

DEPOSIT

Three month rent deposit which accrues interest and returned to the tenant at expiry of the term.

SERVICE CHARGE

Available upon request.

BUSINESS RATES

Rates are payable to the local authority. This is NOT the amount due. Applicants are advised make their own inquiries to the local authority to determine the exact amount payable.

BUILDINGS INSURANCE

Available upon request.

FEES

There is a one-off administration fee of £ + VAT.

VAT

This property is subject to VAT.

LEGAL COSTS

Each party to bear their own legal costs in this transaction.

EPC

These details were updated on 07/02/2024



21-25 Beehive Place, Brixton, London, SW9 7QR

